



STRONG AND SIMPLE.

Skyjack's new range of telehandlers extends the principle of simple reliability that has made the company a world leader in aerial work platforms. With simpler rear axle stabilization, hydraulics, outriggers, controls, engine servicing, electronics and option packages...Skyjack gives you the features you need to put loads at height while promoting leading return on investment. All with Skyjack's leading 2 year warranty program.

Skyjack Head Office
55 Campbell Rd.
Guelph, ON Canada N1H 1B9

Sales Inquiries: 1-877-755-4387
(1-877-SJLIFTS)
Main Switchboard: 1-800-265-2738
Tel: 519-837-0888
Fax: 519-837-8104
Email: skyjack@skyjack.com

www.skyjack.com

MACHINE OPTIONS

- Pintle hitch
- Positive air shut off valve
- Cold weather package (hydraulic tank heater, battery blanket heater, cold weather engine oil and antifreeze mix)
- Reserve brake system
- Service convenience package (Clean drain engine oil valve, remote axle grease points)

LIGHTING PACKAGES

- Road light package
- Work light package
- Boom light package
- Rotating beacon

CAB OPTIONS

- Open cab
- Closed cab
- Closed cab with A/C

TIRE OPTIONS

- Standard Primex G3000 RT Tire - air filled standard, foam filled optional
- Graderock XT Hard Surface Tire - air filled and foam filled optional
- Solidflex Airless Tire - optional

CARRIAGES

- Standard quick attach: 48", 60" and 72"
- Side tilting: 48", 60" and 72"
- Swing carriage: 72"

FORKS

- Standard taper lengths 48", 60" and 72" (72 SJ1044 / 1056 TH models only)
- Fully tapered lengths 48", 60"

ATTACHMENTS

BOOMS

- 2' high capacity jib boom
- 12' Truss boom
- 15' Truss boom (SJ1044 TH / SJ1056 TH models only)

BUCKETS

- 1.75 Cubic yard bucket

Options available on all telehandler models unless otherwise specified.



SKYJACK 2 YEAR GOLD LEAF PROTECTION PROGRAM

This brochure is for illustrative purpose only and based on the latest information at the time of printing. Skyjack Inc. reserves the right to make changes at any time, without notice, to specifications, standard and optional equipment. Consult the Operating Maintenance and Parts Manuals for proper procedures. Work platforms have been tested to comply with ANSI and CSA standards as interpreted by Skyjack, Inc.



SKYJACK TH RANGE TELEHANDLERS

SKYJACK



SIMPLE, SERVICEABLE, RELIABLE, SKYJACK.

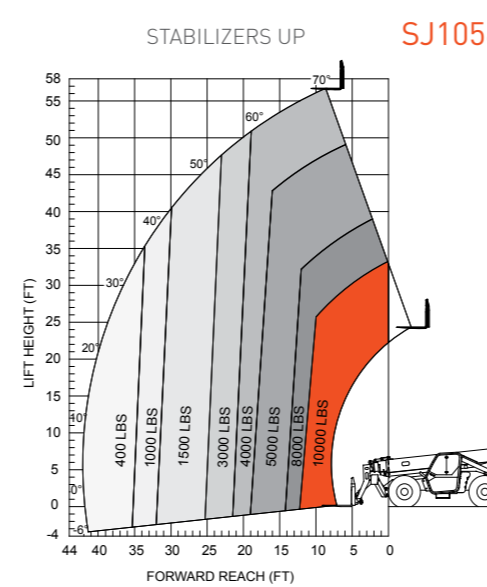
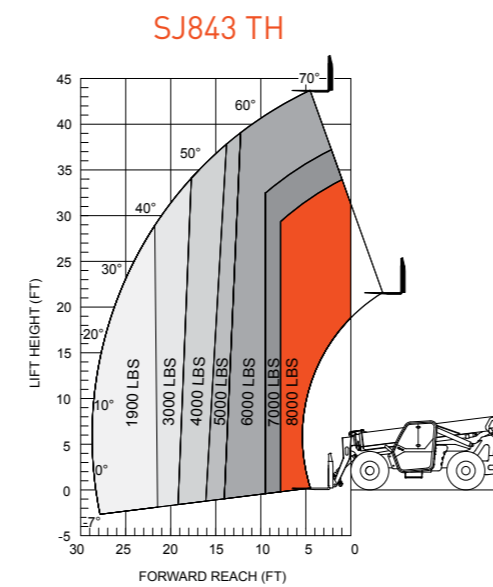
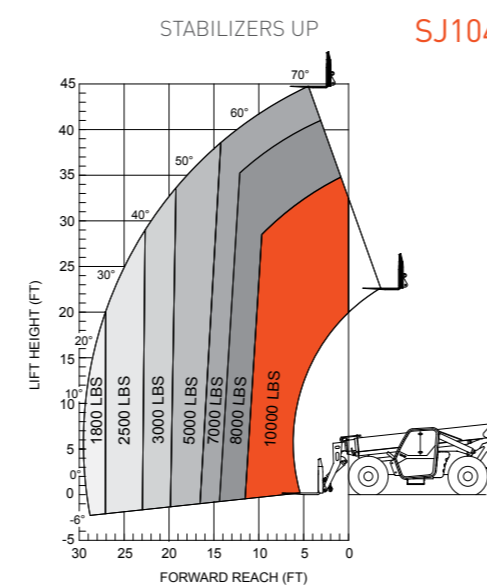
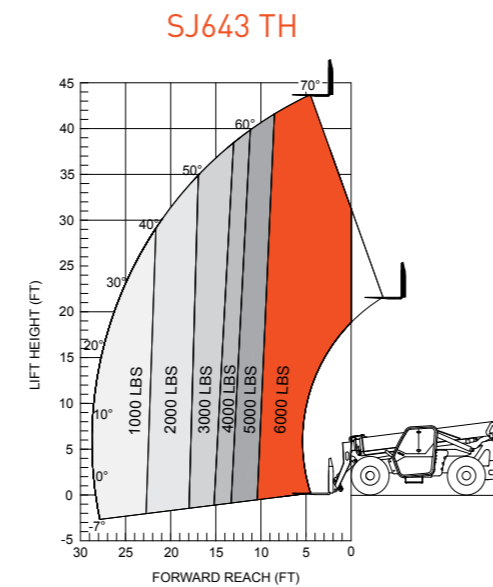
- External extension cylinder / top mount extension chain.
- Oversized engine bay with full opening fiberglass cowling.
- Deutz engines. Dana powershift transmission. Dana axles.
- Strong, simple and narrow main frame.
- Modular cab, convert from open to closed at rental yard.
- Simple control panel design consistent with Skyjack booms. Engine MFD standard.
- Cast rear counterweight with hitch pin incorporated as standard.
- Standard yoke mount lifting hook. Quick attach carriages shared with existing Skyjack VR telehandlers.
- Rear axle stabilization (standard on SJ1044 TH & SJ1056 TH).
- Axle mounted outriggers (standard on SJ1056 TH and optional on SJ1044 TH)

TIER IV FINAL. SIMPLY.

Skyjack has consistently approached the issue of emission compliance with the knowledge that rental rates don't just go up with emissions standards cost increases.

To this end the all new Skyjack TH range is engineered to require **NO DPF, NO DEF and NO other active exhaust after treatment on standard engines for Tier 4 Final.**

By utilizing improved gearing, high torque engines and a simplified, high efficiency hydraulics package, the TH range is able to employ 74hp engines to deliver the same on-site job performance as higher power units. While still packing fully loaded potential gradeabilities of 50% for SJ1056 TH to 63% for SJ843 TH and no increase in hydraulic function times, the SJ TH range delivers all the job site functionality expected of a rough terrain telehandler, requiring only a trade off in 3rd gear travel performance on 10K models. Those with a need for speed can select the optional 107hp power plant which uses only a DEF after treatment system with no DPF requirement for SJ1044 TH and SJ1056 TH.



SPECIFICATIONS	SJ643 TH	SJ843 TH	SJ1044 TH	SJ1056 TH
Maximum Lift Capacity	6,000 lbs (2,722 kg)	8,000 lbs (3,629 kg)	10,000 lbs (4,536 kg)	10,000 lbs (4,536 kg)
Maximum Lift Height	43' 4" (13.23 m)	43' 4" (13.23 m)	44' 3" (13.50 m)	56' 3" (17.16 m)
Rated Lift Capacity @ Maximum Height	6,000 lbs (2,722 kg)	6,000 lbs (2,722 kg)	7,000 lbs (3,175 kg)	6,000 lbs (2,722 kg)
Maximum Forward Reach	28' 9" (8.81 m)	28' 9" (8.81 m)	28' 7" (8.75 m)	41' 5" (12.65 m)
Rated Lift Capacity @ Maximum Reach	1,000 lbs (454 kg)	1,900 lbs (862 kg)	2,500 lbs (1,134 kg)	3,000 lbs (1,361 kg)
Engine	Deutz Tier 4 Final 74hp Deutz TCD 2.9L		Deutz Tier 4 Final 74hp Deutz TCD 3.6L (107hp optional)	
Torque	221 lb/ft	221 lb/ft	287 lb/ft (opt. 320 lb/ft)	287 lb/ft (opt. 320 lb/ft)
Transmission	Dana Powershift, 3 speed	Dana Powershift, 3 speed	Dana Powershift, 3 speed	Dana Powershift, 3 speed
Tractive Effort	18,000 lb	18,000 lb	20,000 lb (opt 23,000 lb)	20,000 lb (opt 23,000 lb)
Fully Loaded Potential Gradeability	80%	63%	56% (opt 68%)	50% (opt 59%)

Preliminary specifications at time of printing. Consult your local area sales representative for details.

74HP BUT STILL WITH A KICK!

- SJ643 TH & SJ843 TH 221 lb/ft of torque, 18,000 lbs of tractive effort
- SJ1044 TH & SJ1056 TH 287 lb/ft of torque, 20,000 lbs of tractive effort
- Improved residual value as a simple more reliable machine competes positively with active emission controls
- Decreased complexity means decreased down time
- Why pay for what you don't need - 74hp means... NO diesel exhaust fluid (DEF) requirement, NO additional engine and exhaust sensors, NO complicated engine programming and computer logic, NO selective catalytic reduction (SCR).

